

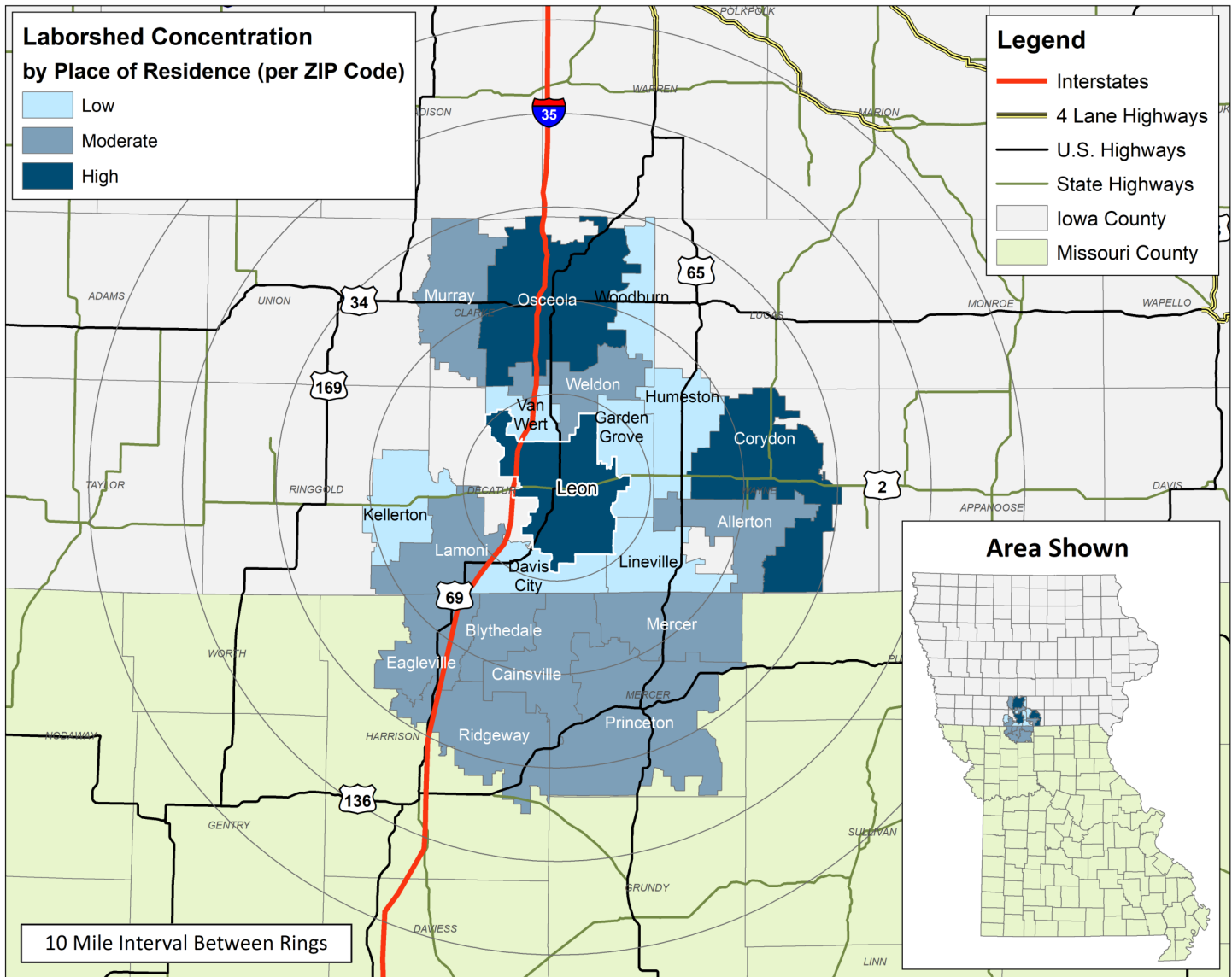
LABOR CHARACTERISTICS

ADVANCED MANUFACTURING



LEON, IA LABORSHED AREA

CONCENTRATION OF RESPONDENTS WITHIN THE LABORSHED AREA
WITH TRANSFERABLE EXPERIENCE/SKILLS BY PLACE OF RESIDENCE



Workers who have transferable experience/skills in the industry are currently commuting an average of 24 miles one way for work. Those who are likely to change/accept employment are willing to commute an average of 36 miles one way for the right employment opportunity.

FOR MORE INFORMATION REGARDING THE LEON, IA LABORSHED, CONTACT:

Decatur County Development Corporation
207 N Main St., Leon, IA 50144
Phone: (614) 442- 6511 | E-mail: dcddc@grm.net
www.dcdciowa.org

LABOR CHARACTERISTICS

ADVANCED MANUFACTURING

ESTIMATED AVAILABLE LABOR PER OCCUPATIONAL CATEGORY:

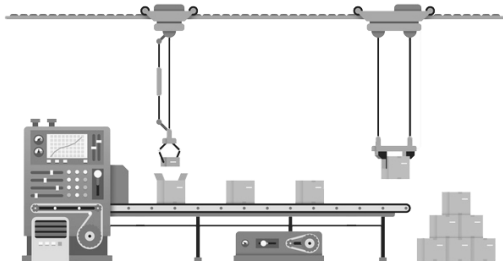
- Adhesive Bonding Machine Operators and Tenders - 45
- Cutting, Punching, and Press Machine Setters, Operators, and Tenders, Metal and Plastic - 43
- Electricians - 41
- Engineers, All Other - 87
- First-Line Supervisors of Mechanics, Installers, and Repairers - 173
- First-Line Supervisors of Production and Operating Workers - 130
- Heavy and Tractor-Trailer Truck Drivers - 871
- Industrial Engineers - 87
- Industrial Machinery Mechanics - 42
- Industrial Production Managers - 86
- Installation, Maintenance, and Repair Workers, All Other - 261
- Laborers and Freight, Stock, and Material Movers, Hand - 175
- Machinists - 44
- Multiple Machine Tool Operators & Tenders, Metal & Plastic - 132
- Packers and Packagers, Hand - 46
- Production Workers, All Other - 218
- Team Assemblers - 88
- Welders, Cutters, Solderers, and Brazers - 174

AN ESTIMATED TOTAL OF **2,743** PEOPLE IN THE LABORSHED AREA

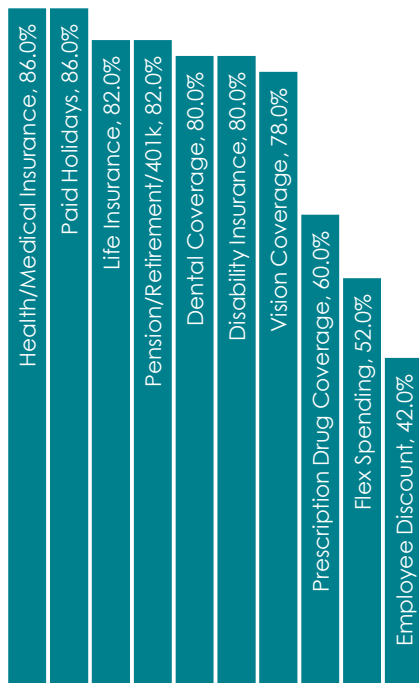
UNDEREMPLOYMENT (ESTIMATED):

- Low hours - 0.0%
- Low income - 0.0%
- Mismatch of skills - 12.7% (118)
- Total - 12.7% (118)

(Individuals counted only once when estimating Total Underemployment.)



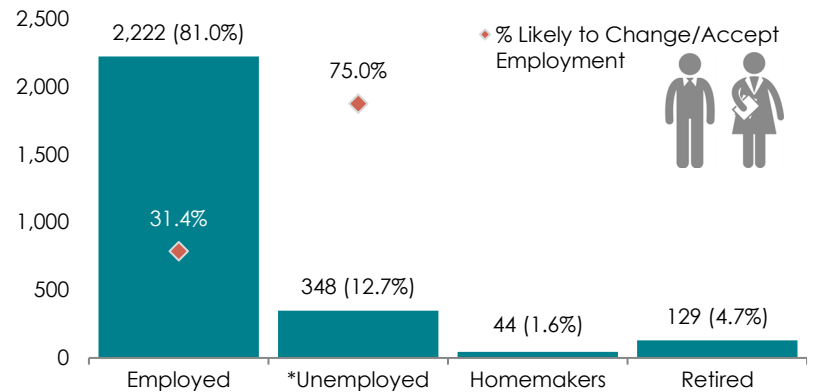
CURRENT BENEFITS:



DESIRED BENEFITS:



ESTIMATED TOTAL BY EMPLOYMENT STATUS (PERCENTAGE):



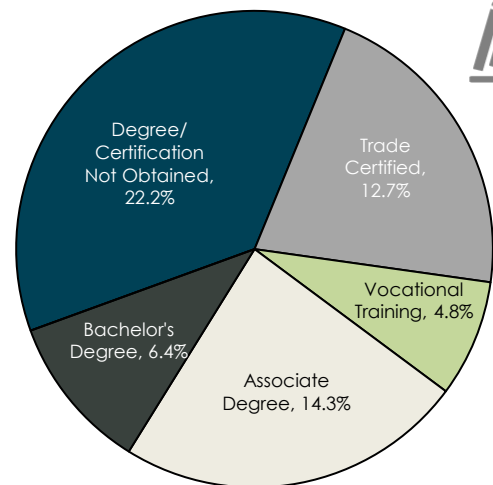
*Employment status is self-identified by the survey respondent. The unemployment percentage does not reflect the unemployment rate published by the U.S. Bureau of Labor Statistics, which applies a stricter definition.

EMPLOYMENT STATS:

- 65.1% paid an hourly wage
- 96.8% are/were employed full-time
- 3.2% are/were employed part-time
- 19.6% are/were self-employed
- 11.8% hold two or more jobs
- Currently working an average of 48 hours/week

EDUCATIONAL LEVEL:

(60.4% HAVE AN EDUCATION BEYOND HIGH SCHOOL)



TOP JOB SEARCH RESOURCES:

(For those seeking employment opportunities, by use.)

- Internet - 83.6%
 - www.indeed.com
 - www.facebook.com
 - www.linkedin.com
 - www.monster.com
- Networking through friends, family or acquaintances - 47.5%
- IowaWORKS Centers - 31.1%
- Newspapers - 26.2%
 - Times-Republican - Corydon
 - The Des Moines Register



LABOR CHARACTERISTICS



ADVANCED MANUFACTURING

OCCUPATION	OCCUPATIONAL CODE	MEAN WAGE	ENTRY WAGE	EXPERIENCED WAGE	MEDIAN WAGE	MEAN ANNUAL SALARY
First-Line Supervisors of Mechanics, Installers, and Repairers	49-1011	\$31.85	\$23.23	\$36.16	\$29.15	\$66,248
First-Line Supervisors of Production and Operating Workers	51-1011	\$29.60	\$21.86	\$33.46	\$29.03	\$61,559
Heavy and Tractor-Trailer Truck Drivers	53-3032	\$20.67	\$16.19	\$22.90	\$21.16	\$42,986
Industrial Machinery Mechanics	49-9041	\$25.28	\$20.78	\$27.52	\$23.38	\$52,572
Industrial Production Managers	11-3051	\$46.83	\$32.45	\$54.02	\$46.11	\$97,408
Inspectors, Testers, Sorters, Samplers, and Weighers	51-9061	\$18.76	\$17.14	\$19.58	\$17.75	\$39,029
Laborers and Freight, Stock, and Material Movers, Hand	53-7062	\$17.07	\$12.90	\$19.15	\$17.35	\$35,506
Maintenance and Repair Workers, General	49-9071	\$20.17	\$14.45	\$23.04	\$21.81	\$41,961
Mechanical Engineers	17-2141	\$41.34	\$31.22	\$46.40	\$37.56	\$85,990
Water and Wastewater Treatment Plant and System Operators	51-8031	\$22.01	\$16.34	\$24.84	\$22.62	\$45,777
Welders, Cutters, Solderers, and Brazers	51-4121	\$21.36	\$17.68	\$23.20	\$22.91	\$44,431

The 2023 Iowa Wage data for the Leon, IA Laborshed area was produced by the Labor Force & Occupational Analysis Bureau to provide communities local information on wages by occupation. The source of the wage and employment data is based on the May 2022 OEWS estimates. Additional occupational wage and employment data can be found at www.iowalmi.gov/laborshed.

Balance of data compiled by Iowa Workforce Development using Laborshed data released in 2023.

