

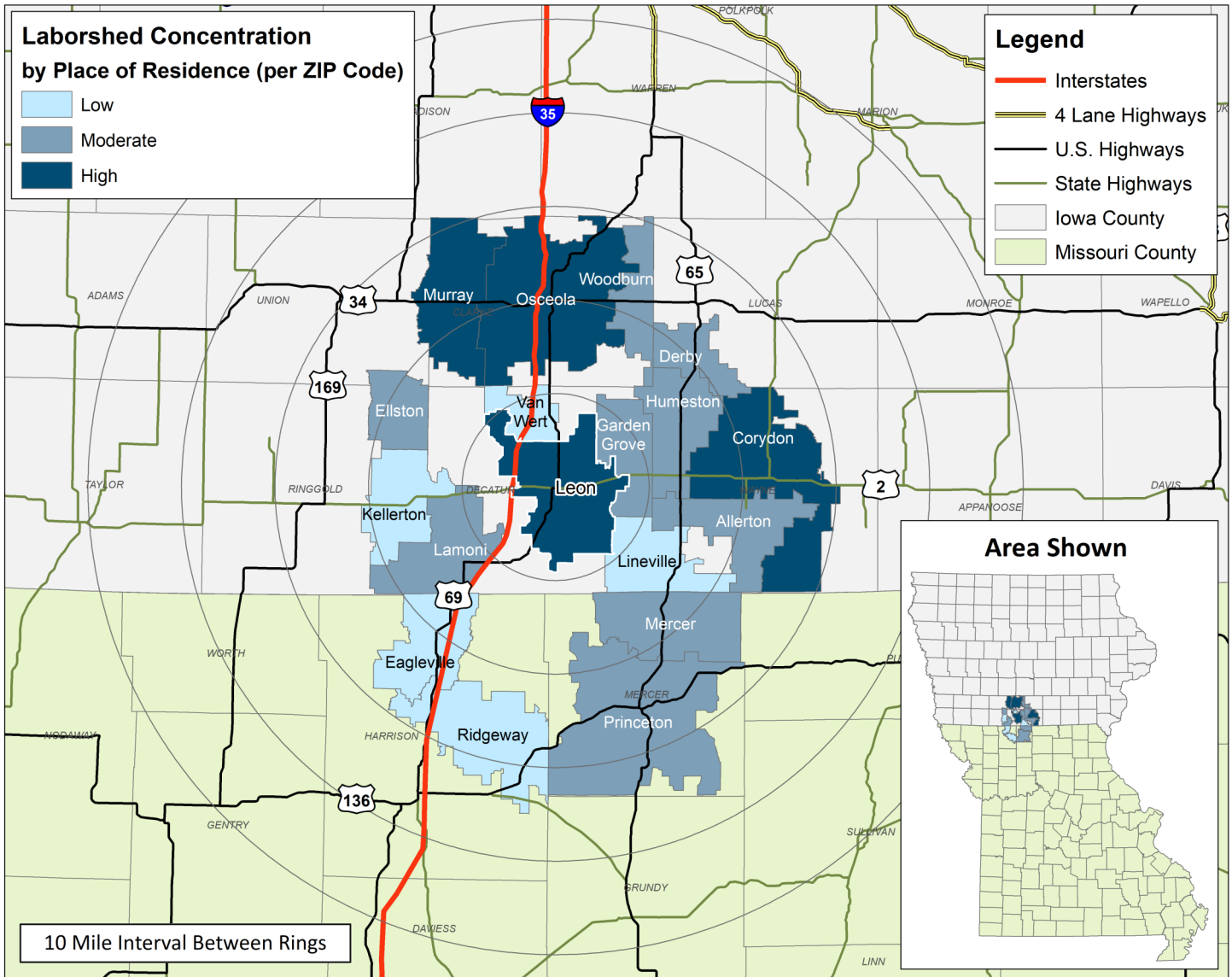
LABOR CHARACTERISTICS

BIOTECHNOLOGY



LEON, IA LABORSHED AREA

CONCENTRATION OF RESPONDENTS WITHIN THE LABORSHED AREA WITH TRANSFERABLE EXPERIENCE/SKILLS BY PLACE OF RESIDENCE



Workers who have transferable experience/skills in the industry are currently commuting an average of 18 miles one way for work. Those who are likely to change/accept employment are willing to commute an average of 26 miles one way for the right employment opportunity.

FOR MORE INFORMATION REGARDING THE LEON, IA LABORSHED, CONTACT:

Decatur County Development Corporation
207 N Main St., Leon, IA 50144
Phone: (614) 442- 6511 | E-mail: dcdc@grm.net
www.dcdciowa.org

LABOR CHARACTERISTICS



BIOTECHNOLOGY

ESTIMATED AVAILABLE LABOR PER OCCUPATIONAL CATEGORY:

- Agricultural Workers, All Other - 45
- Biological Scientists, All Other - 42
- Conservation Scientists - 43
- Dietitians and Nutritionists - 44
- Engineers, All Other - 88
- Farmers, Ranchers, and Other Agricultural Managers - 1,125
- Farmworkers and Laborers, Crop, Nursery, and Greenhouse - 130
- Farmworkers, Farm, Ranch, and Aquacultural Animals - 130
- First-Line Supervisors of Farming, Fishing, and Forestry Workers - 129
- First-Line Supervisors of Production and Operating Workers - 131
- Industrial Engineers - 87
- Industrial Production Managers - 86
- Life, Physical, and Social Science Technicians, All Other - 43
- Soil and Plant Scientists - 41

AN ESTIMATED TOTAL OF **2,164** PEOPLE IN THE LABORSHED AREA

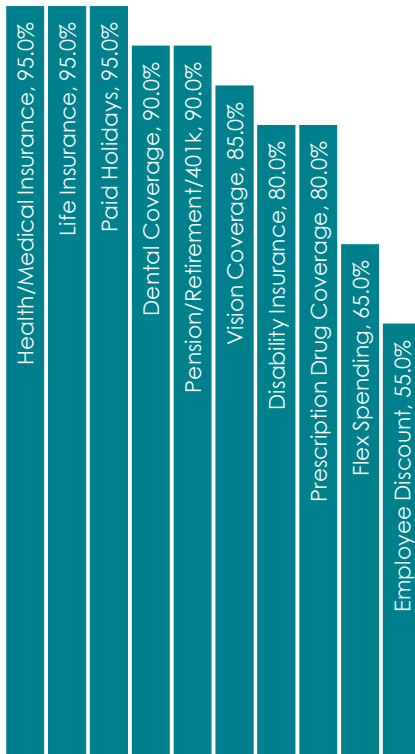
UNDEREMPLOYMENT (ESTIMATED):

- Low hours - 0.0%
- Low income - 2.0% (15)
- Mismatch of skills - 6.0% (44)
- Total - 8.0% (58)

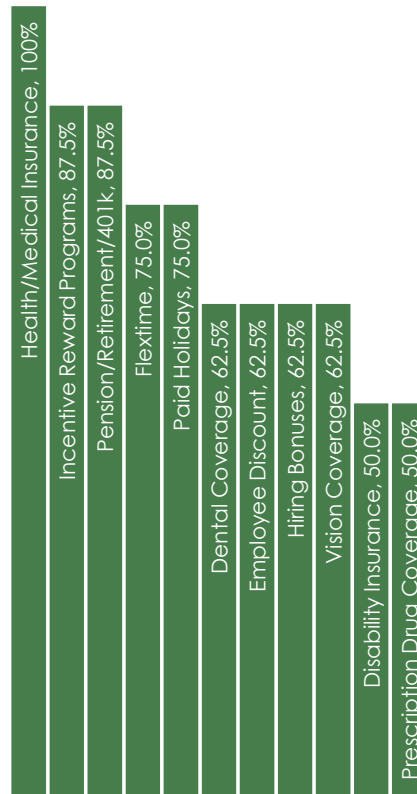
(Individuals counted only once when estimating Total Underemployment.)



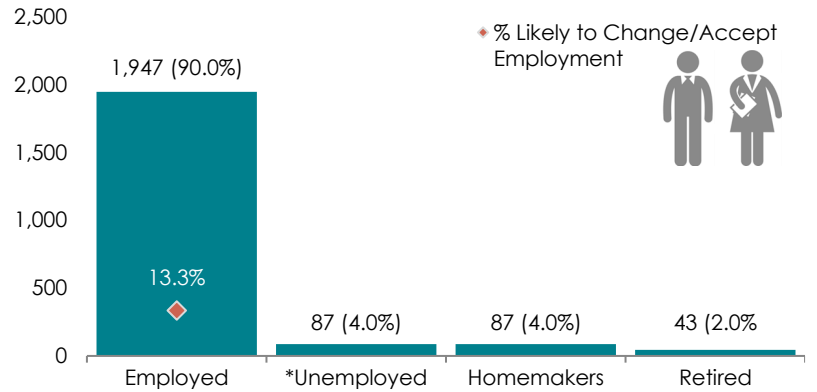
CURRENT BENEFITS:



DESIRED BENEFITS:



ESTIMATED TOTAL BY EMPLOYMENT STATUS (PERCENTAGE):



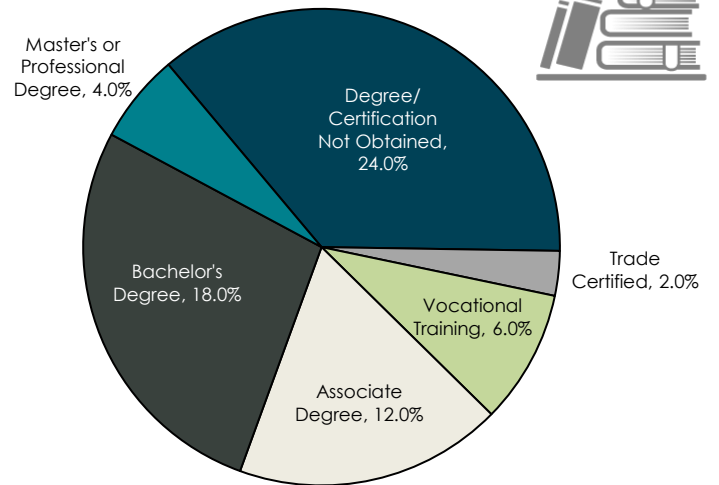
**Employment status is self-identified by the survey respondent. The unemployment percentage does not reflect the unemployment rate published by the U.S. Bureau of Labor Statistics, which applies a stricter definition.*

EMPLOYMENT STATS:

- 38.0% paid an annual salary
- 98.0% are/were employed full-time
- 2.0% are/were employed part-time
- 64.4% are/were self-employed
- 15.6% hold two or more jobs
- Currently working an average of 56 hours/week

EDUCATIONAL LEVEL:

(66.0% HAVE AN EDUCATION BEYOND HIGH SCHOOL)



TOP JOB SEARCH RESOURCES:

(For those seeking employment opportunities, by use.)

- Networking through friends, family or acquaintances - 66.7%
- Internet - 62.5%
 - www.indeed.com
 - www.iowaworks.gov
 - www.linkedin.com
- IowaWORKS Centers - 31.3%
- Newspapers - 29.2%
 - *Osceola Sentinel-Tribune*
 - *The Des Moines Register*



LABOR CHARACTERISTICS



BIOTECHNOLOGY

OCCUPATION	OCCUPATIONAL CODE	MEAN WAGE	ENTRY WAGE	EXPERIENCED WAGE	MEDIAN WAGE	MEAN ANNUAL SALARY
Conservation Scientists	19-1031	\$26.45	\$19.81	\$29.77	\$25.68	\$55,017
First-Line Supervisors of Production and Operating Workers	51-1011	\$29.60	\$21.86	\$33.46	\$29.03	\$61,559
Industrial Production Managers	11-3051	\$46.83	\$32.45	\$54.02	\$46.11	\$97,408
Inspectors, Testers, Sorters, Samplers, and Weighers	51-9061	\$18.76	\$17.14	\$19.58	\$17.75	\$39,029
Water and Wastewater Treatment Plant and System Operators	51-8031	\$22.01	\$16.34	\$24.84	\$22.62	\$45,777

The 2023 Iowa Wage data for the Leon, IA Laborshed area was produced by the Labor Force & Occupational Analysis Bureau to provide communities local information on wages by occupation. The source of the wage and employment data is based on the May 2022 OEWS estimates. Additional occupational wage and employment data can be found at www.iowalmi.gov/laborshed.

Balance of data compiled by Iowa Workforce Development using Laborshed data released in 2023.

