

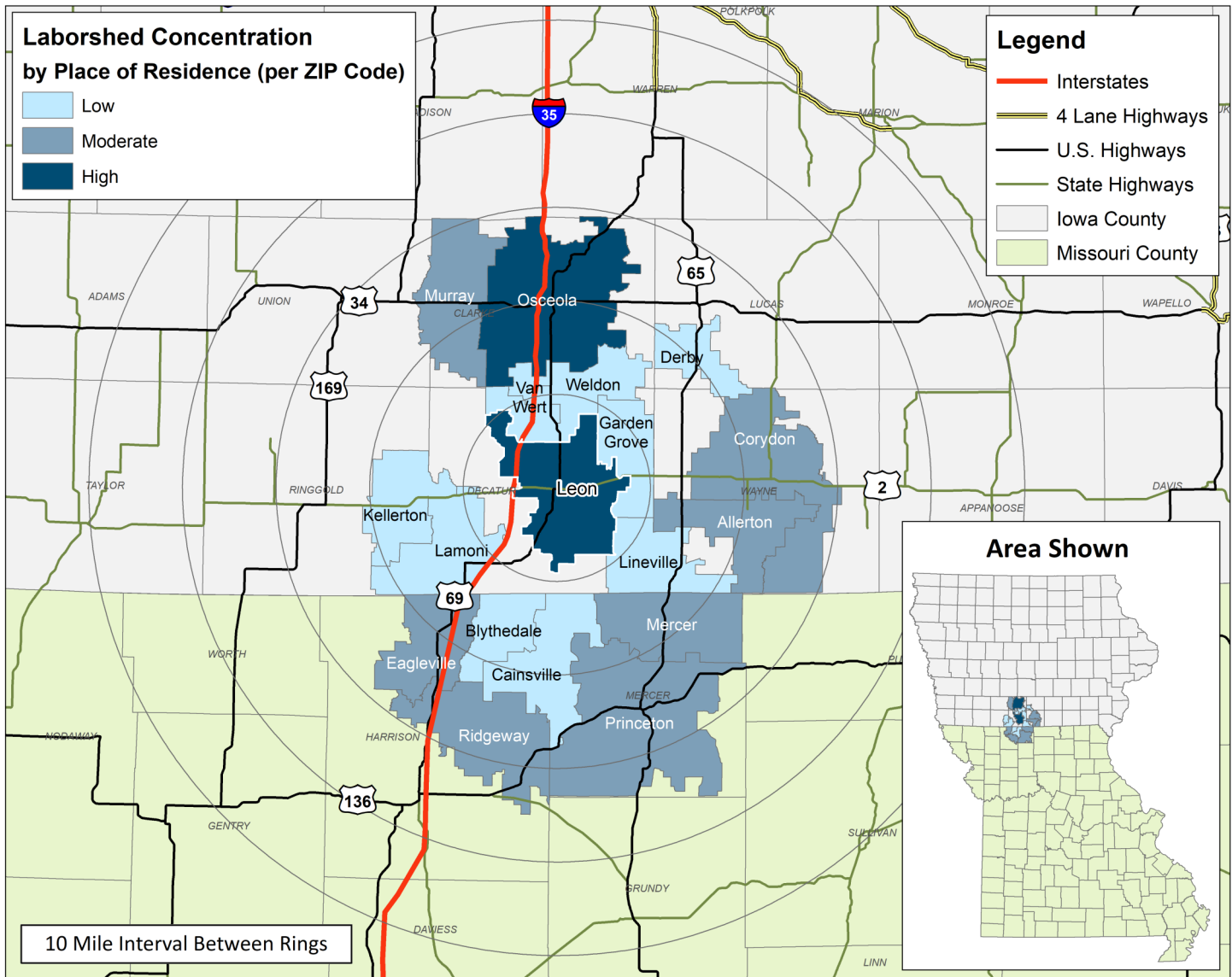
# LABOR CHARACTERISTICS



## WAREHOUSE & DISTRIBUTION

### LEON, IA LABORSHED AREA

CONCENTRATION OF RESPONDENTS WITHIN THE LABORSHED AREA  
WITH TRANSFERABLE EXPERIENCE/SKILLS BY PLACE OF RESIDENCE



Workers who have transferable experience/skills in the industry are currently commuting an average of 20 miles one way for work. Those who are likely to change/accept employment are willing to commute an average of 31 miles one way for the right employment opportunity.

FOR MORE INFORMATION REGARDING THE LEON, IA LABORSHED, CONTACT:

Decatur County Development Corporation  
207 N Main St., Leon, IA 50144  
Phone: (614) 442- 6511 | E-mail: [dcdc@grm.net](mailto:dcdc@grm.net)  
[www.dcdciowa.org](http://www.dcdciowa.org)

# LABOR CHARACTERISTICS



## WAREHOUSE & DISTRIBUTION

### ESTIMATED AVAILABLE LABOR PER OCCUPATIONAL CATEGORY:

- Aircraft Mechanics and Service Technicians - 42
- Automotive Body and Related Repairers - 39
- Automotive Service Technicians and Mechanics - 129
- First-Line Supervisors of Mechanics, Installers, and Repairers - 173
- First-Line Supervisors of Production and Operating Workers - 130
- Heavy and Tractor-Trailer Truck Drivers - 868
- Industrial Machinery Mechanics - 41
- Installation, Maintenance, and Repair Workers, All Other - 260
- Laborers and Freight, Stock, and Material Movers, Hand - 175
- Logisticians - 42
- Packers and Packagers, Hand - 43
- Production Workers, All Other - 219
- Production, Planning, and Expediting Clerks - 44
- Rail-Track Laying and Maintenance Equipment Operators - 46
- Shipping, Receiving, and Traffic Clerks - 131
- Team Assemblers - 87
- Transportation, Storage, and Distribution Managers - 47

AN ESTIMATED TOTAL OF **2,516** PEOPLE IN THE LABORSHED AREA

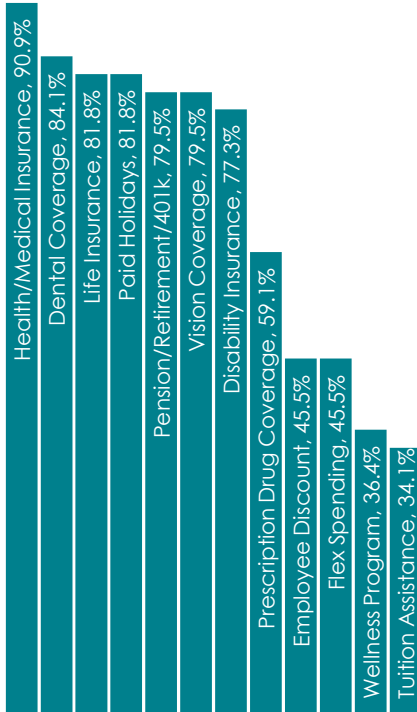
### UNDEREMPLOYMENT (ESTIMATED):

- Low hours - 0.0%
- Low income - 0.0%
- Mismatch of skills - 15.5% (132)
- Total - 15.5% (132)

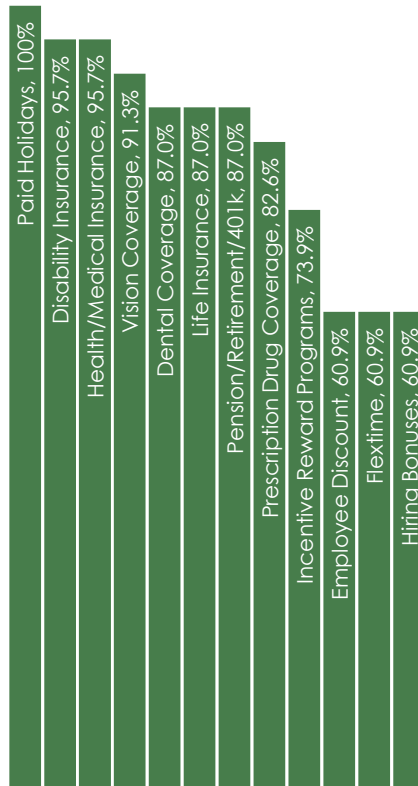
*(Individuals counted only once when estimating Total Underemployment.)*



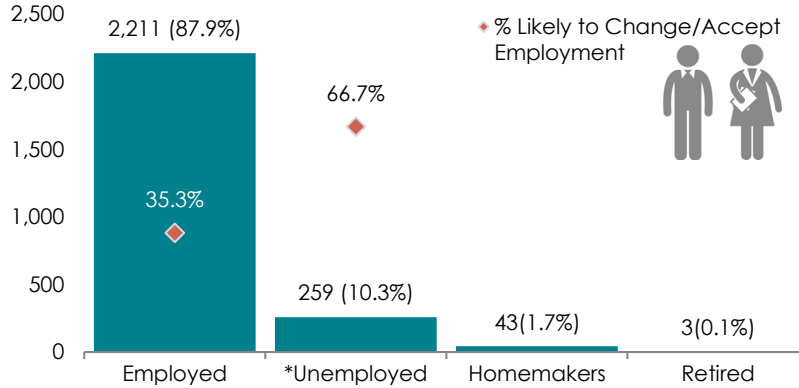
### CURRENT BENEFITS:



### DESIRED BENEFITS:



### ESTIMATED TOTAL BY EMPLOYMENT STATUS (PERCENTAGE):



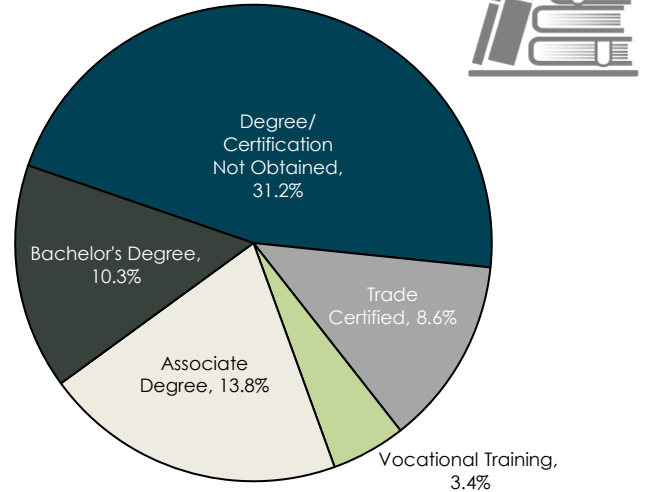
*\*Employment status is self-identified by the survey respondent. The unemployment percentage does not reflect the unemployment rate published by the U.S. Bureau of Labor Statistics, which applies a stricter definition.*

### EMPLOYMENT STATS:

- 65.5% paid an hourly wage
- 91.4% are/were employed full-time
- 8.6% are/were employed part-time
- 23.5% are/were self-employed
- 11.8% hold two or more jobs
- Currently working an average of 48 hours/week

### EDUCATIONAL LEVEL:

(67.3% HAVE AN EDUCATION BEYOND HIGH SCHOOL)



### TOP JOB SEARCH RESOURCES:

*(For those seeking employment opportunities, by use.)*

- Internet - 82.8%
  - [www.indeed.com](http://www.indeed.com)
  - [www.jobsearchengines.com](http://www.jobsearchengines.com)
  - [www.monster.com](http://www.monster.com)
- Networking through friends, family or acquaintances - 43.1%
- IowaWORKS Centers - 25.9%
- Newspapers - 24.1%
  - *Osceola Sentinel-Tribune*
  - *The Des Moines Register*
  - *Times-Republican - Corydon*



# LABOR CHARACTERISTICS



## WAREHOUSE & DISTRIBUTION

OCCUPATION	OCCUPATIONAL CODE	MEAN WAGE	ENTRY WAGE	EXPERIENCED WAGE	MEDIAN WAGE	MEAN ANNUAL SALARY
Automotive Service Technicians and Mechanics	49-3023	\$20.27	\$13.98	\$23.42	\$17.86	\$42,166
First-Line Supervisors of Mechanics, Installers, and Repairers	49-1011	\$31.85	\$23.23	\$36.16	\$29.15	\$66,248
First-Line Supervisors of Production and Operating Workers	51-1011	\$29.60	\$21.86	\$33.46	\$29.03	\$61,559
Heavy and Tractor-Trailer Truck Drivers	53-3032	\$20.67	\$16.19	\$22.90	\$21.16	\$42,986
Industrial Machinery Mechanics	49-9041	\$25.28	\$20.78	\$27.52	\$23.38	\$52,572
Inspectors, Testers, Sorters, Samplers, and Weighers	51-9061	\$18.76	\$17.14	\$19.58	\$17.75	\$39,029
Laborers and Freight, Stock, and Material Movers, Hand	53-7062	\$17.07	\$12.90	\$19.15	\$17.35	\$35,506
Maintenance and Repair Workers, General	49-9071	\$20.17	\$14.45	\$23.04	\$21.81	\$41,961
Production, Planning, and Expediting Clerks	43-5061	\$27.94	\$17.03	\$33.40	\$28.66	\$58,116
Shipping, Receiving, and Traffic Clerks	43-5071	\$17.53	\$13.39	\$19.60	\$17.27	\$36,466

The 2023 Iowa Wage data for the Leon, IA Laborshed area was produced by the Labor Force & Occupational Analysis Bureau to provide communities local information on wages by occupation. The source of the wage and employment data is based on the May 2022 OEWS estimates. Additional occupational wage and employment data can be found at [www.iowalmi.gov/laborshed](http://www.iowalmi.gov/laborshed).

Balance of data compiled by Iowa Workforce Development using Laborshed data released in 2023.

